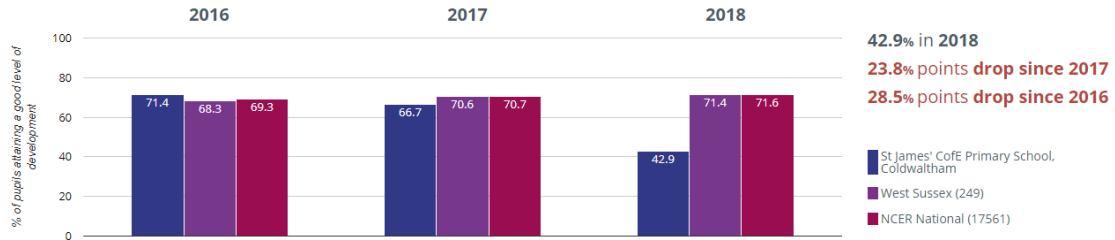


Data review, 2018 results

Early Years Data 2018

★ Good Level Of Development

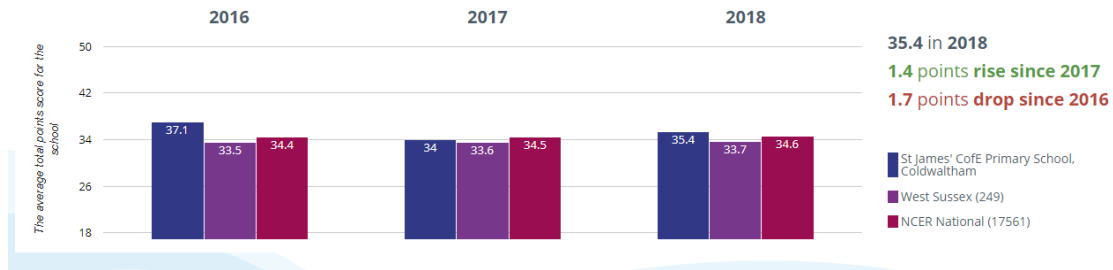


Cohort size: 2016 – 7 pupils
5/7 GLD

2017 – 6 pupils
4/6 GLD

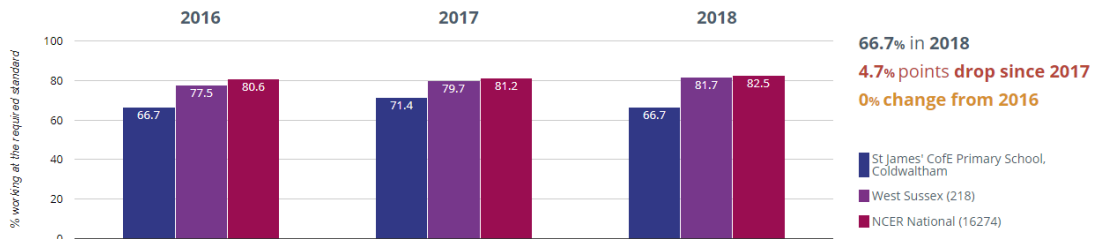
2018 – 7 pupils
3/7 GLD

📈 Average Total Points Score



Year 1 Phonic Screening Data 2018

📊 Year 1: Working At



Cohort size: 2016 – 3 pupils
2/3 pass

2017 – 6 pupils
5/7 pass

2018 – 7 pupils
4/6 pass

Key Stage 1

Subject	Attainment	School 2016	School 2017	School 2018	West Sussex 2018	National 2018
Reading (Tests)	EXS +	38% (3/8)	67% (2/3)	50% (4/8)	74%	75%
	GDS	0% (0/8)	0% (0/3)	0% (0/8)	21%	26%
Writing (Teacher assessment)	EXS +	38% (3/8)	0% (0/3)	25% (2/8)	66%	70%
	GDS	0% (0/8)	0% (0/3)	0% (0/8)	11%	16%
Maths (Tests)	EXS +	50% (4/8)	67% (2/3)	38% (3/8)	74%	76%
	GDS	0% (0/8)	0% (0/3)	0% (0/3)	17%	22%
Reading, Writing and Maths combined	EXS +	38% (3/8)	0% (0/3)	13% (1/8)	61%	65%
	GDS	0% (0/8)	0% (0/3)	0% (0/3)	8%	12%
Science	EXS +	50% (4/8)	100% (3/3)	50% (4/8)	82%	83%

Key Stage 2

Subject	Attainment	School 2016	School 2017	School 2018	West Sussex 2018	National 2018
Reading (Tests)	EXS +	75% (6/8)	57% (4/7)	71% (5/7)	76%	75%
	GDS	25% (2/8)	43% (3/7)	29% (2/7)	28%	28%
Writing (Teacher assessment)	EXS +	38% (3/8)	43% (3/7)	71% (5/7)	75%	78%
	GDS	0% (0/8)	0% (0/7)	14% (1/7)	13%	20%
Grammar, Punctuation, Spelling(tests)	EXS +	100% (8/8)	43% (3/7)	57% (4/7)	75%	78%
	GDS	25% (2/8)	29% (2/7)	14% (1/7)	30%	34%
Maths (Tests)	EXS +	38% (3/8)	57% (4/7)	57% (4/7)	73%	76%
	GDS	0% (0/8)	0% (0/7)	14% (1/7)	20%	24%
Reading, Writing and Maths combined	EXS +	25% (2/8)	43% (3/7)	57% (4/7)	61%	64%
	GDS	0% (0/8)	0% (0/7)	0% (0/7)	7%	10%