










# Garden Bird Graph





Use the completed graph to answer the questions.

Garden Bird		Tally
Robin		
Chaffinch		
Magpie		
Blue tit		
Pigeon		

5				
4				
3				
2				
1				
				

# Questions

1. How many of each garden bird were seen?



\_\_\_\_\_

2. How many were seen altogether? \_\_\_\_\_



3. Which garden bird was seen the most? \_\_\_\_\_



4. Which garden bird was seen the least? \_\_\_\_\_

5. How many more robins than pigeons were seen? \_\_\_\_\_

6. How many fewer blue tits than robins were seen? \_\_\_\_\_

7. Which garden bird was seen only once? \_\_\_\_\_

8.  +  = \_\_\_\_\_

9.  +  = \_\_\_\_\_