



Name: _____

Symmetry Detectives

Draw any vertical or horizontal lines of symmetry you can spot with a ruler:



Some of these shapes below aren't symmetrical. Add any lines of symmetry you see:



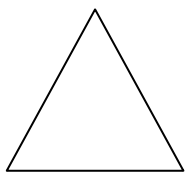
Complete the other half of the shapes below so they are symmetrical:



Look at these letters below and see if you can draw any lines of symmetry:



Find out how many lines of symmetry and sides you can find in the regular shapes below:



Shape name: _____

Number of sides: _____

Lines of symmetry: _____

What pattern can you spot? _____