

Name _____

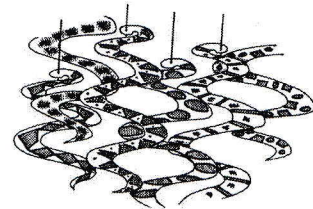
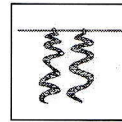
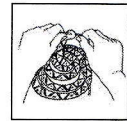
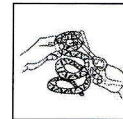
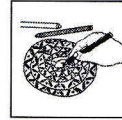
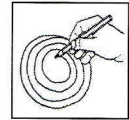
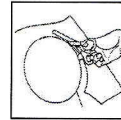
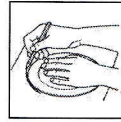
How to make a snake

What you need:

- A plate
- Scissors
- Thin card
- String or wool
- Felt-tipped pens or crayons
- A pencil

What you do:

- 1) Draw round the plate.
- 2) Cut out the circle.
- 3) Draw a spiral inside the circle.
- 4) Draw patterns on the snake.
- 5) Cut along the spiral.
- 6) Thread string or wool through the snake's tail.
- 7) Display the snakes.



1) What kind of writing is this? Put a ✓

- | | |
|--------------------------------------|--|
| a) a story <input type="checkbox"/> | b) information <input type="checkbox"/> |
| c) a recipe <input type="checkbox"/> | d) instructions <input type="checkbox"/> |

2) If you follow the instructions, what will be missing from the snake? Put a ✓

- | | |
|--------------------------------------|--|
| a) its tail <input type="checkbox"/> | b) its tongue <input type="checkbox"/> |
| c) its eyes <input type="checkbox"/> | d) its legs <input type="checkbox"/> |

3) Which of the things you need could you use to make a tongue for the snake? How would you do it?

4) Why do you need to draw patterns on the snake?

5) What shape do you need to make a spiral?

- a square an oblong a circle a triangle

6) Follow the instructions to make the snake.

